







**MODEL:** Modular grating  
**Description:** Modular grating for curves  
**Material:** PP  
**Protection UV:** YES  
**Reversibility:** One side assembly

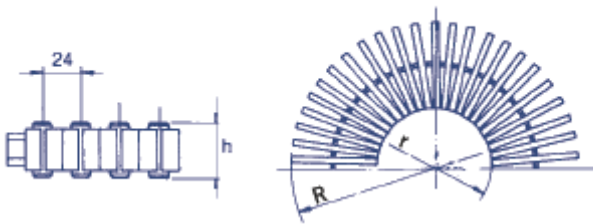
Add to code	RAL	SAMPLE
-37258	7012	
CL90	1015	
CL109	8002	
CL60	5003	
CL108	5024	

\* More colors on request



DIMENSIONS

CODE	L	L1	h	R	r	Uts. / m.	Drain flow
120193	198 mm	193 mm	22 mm	445 mm	250 mm	44	126,68 m³/h
120242	247 mm	242 mm	22 mm	545 mm	300 mm	44	158,44 m³/h
1110295	300 mm	295 mm	22 mm	645 mm	350	44	190,84 m³/h



CHANNEL WIDTH AND HEIGHT

